



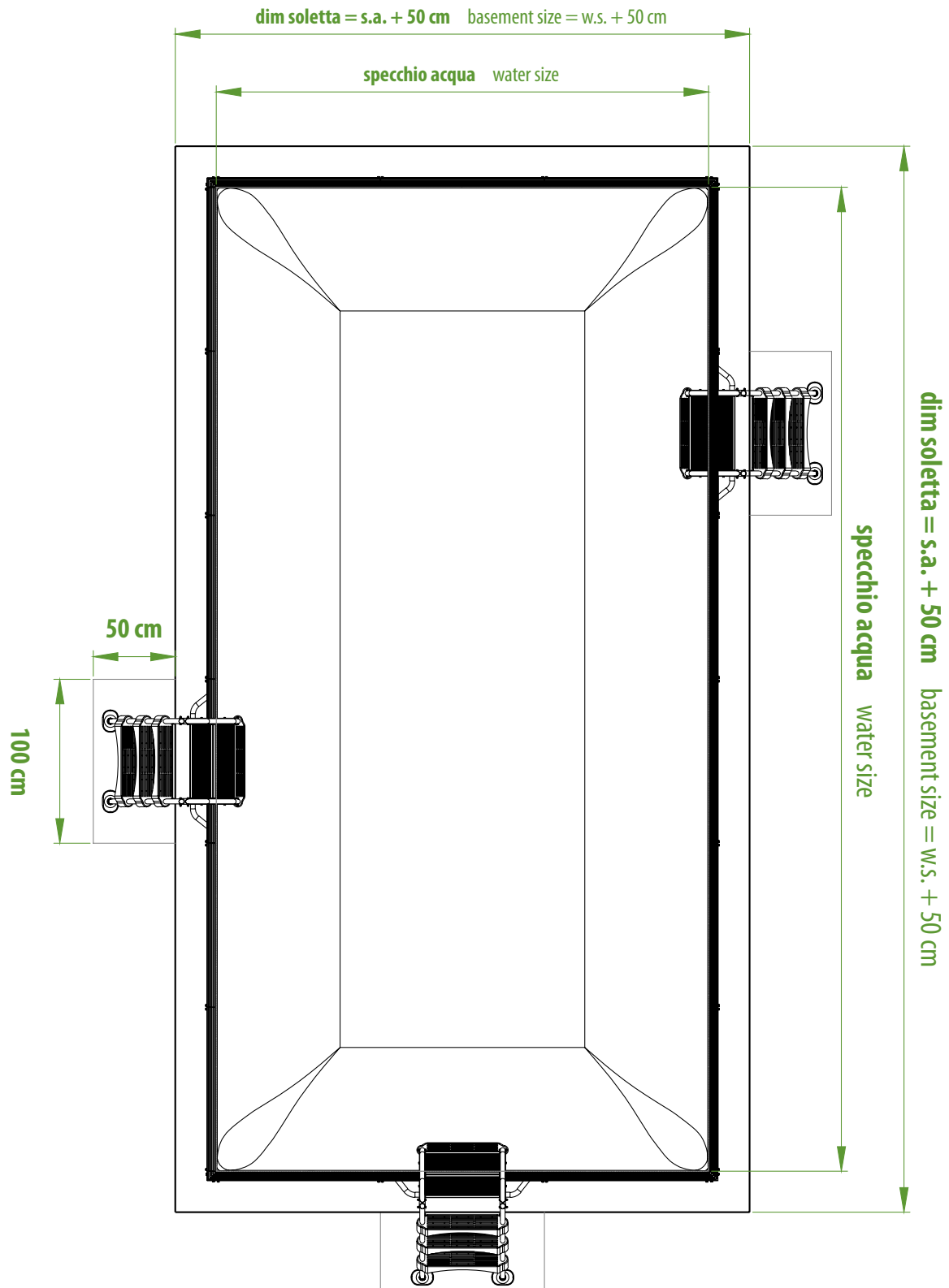
**BSVillage**  
PISCINE - WELLNESS - OUTDOOR

MANUALE di MONTAGGIO  
**Piscina Laghetto  
fuori terra Antea**

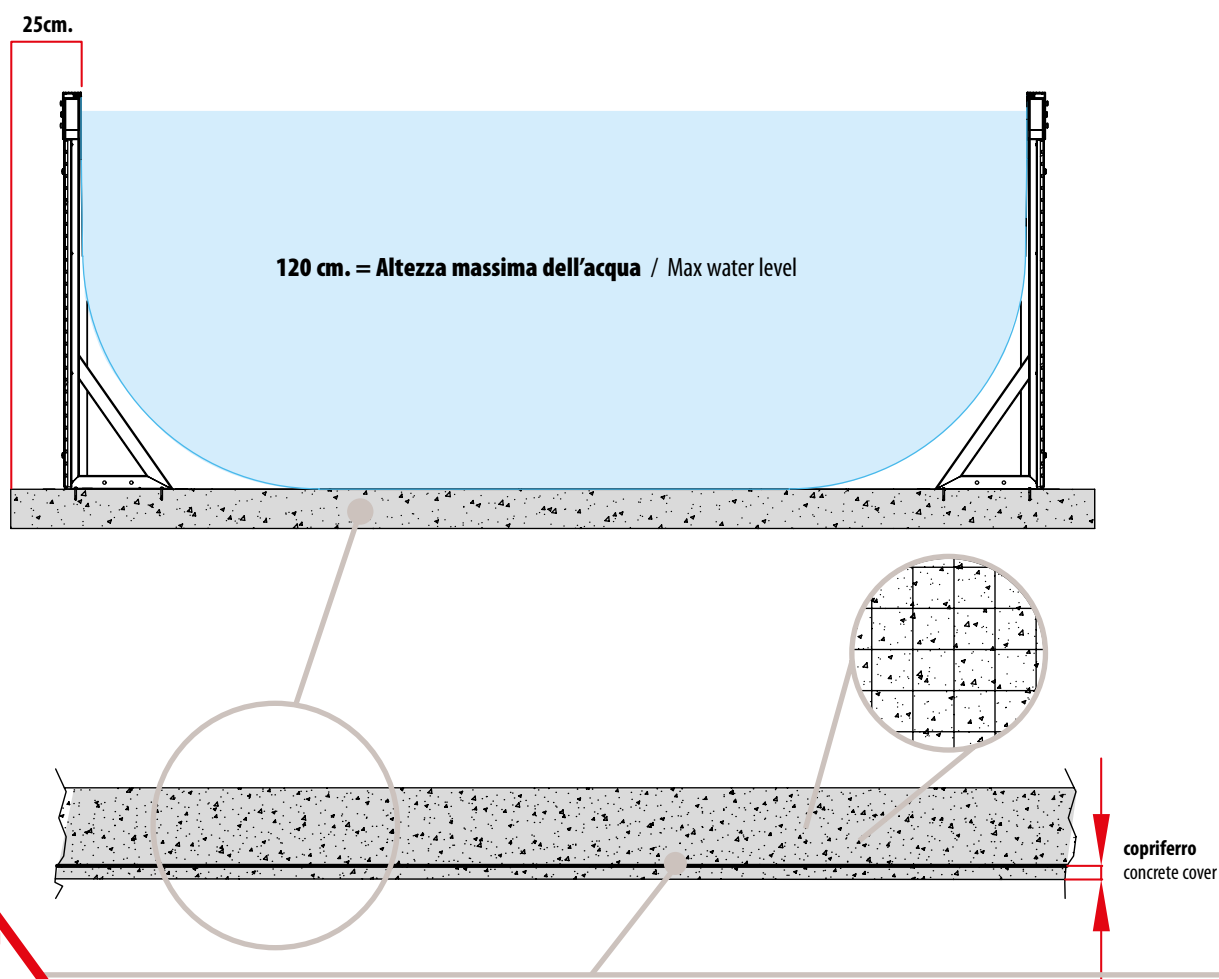


[www.bsvillage.com](http://www.bsvillage.com)

## DIMENSIONI PLATEA ANTEA BASEMENT SIZES



## CARATTERISTICHE OPERE CIVILI CONCRETE BASE



**Consultare il codice edilizio locale per qualsiasi requisito di installazione applicabile**

*Consult the local building code for any applicable installation requirements*

**Verificate con il vostro ingegnere le specifiche ottimali alla vostra installazione**

*Check with your engineer which are the optimal requirements for your installation*

**Verificate che la soletta sia effettivamente rettangolare con le diagonali uguali**

*Check the basement is really rectangular with the same diagonals*

**La soletta deve sostenere un carico di 1300 Kg. al metro quadro dato dal peso della piscina riempita con acqua**

*The basement must support a load of 1300 Kg by square meter given from the pool filled with water*

**Verificate, con perizia geologica, in caso di terreno instabile o franoso la realizzabilità della soletta**

*Check the basement is achievable in case of unstable ground by geological expertise*

**La superficie del getto deve essere finita e lisciata senza imperfezioni**

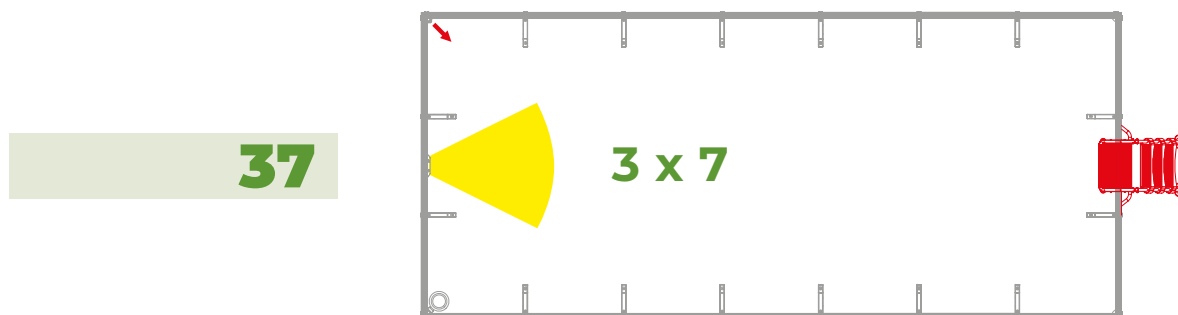
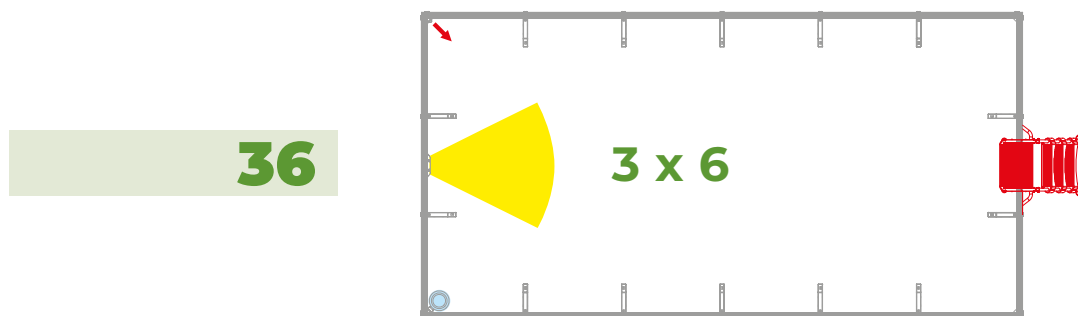
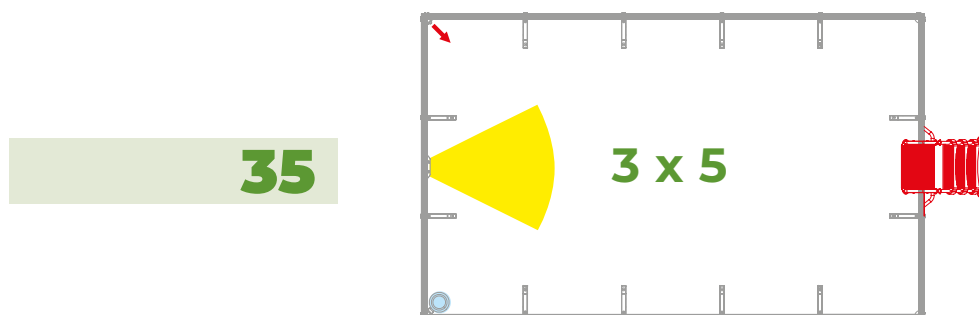
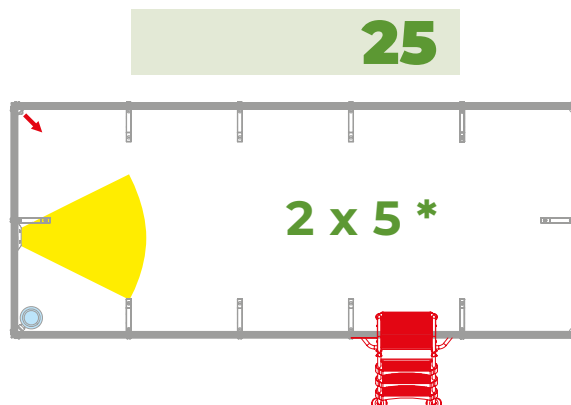
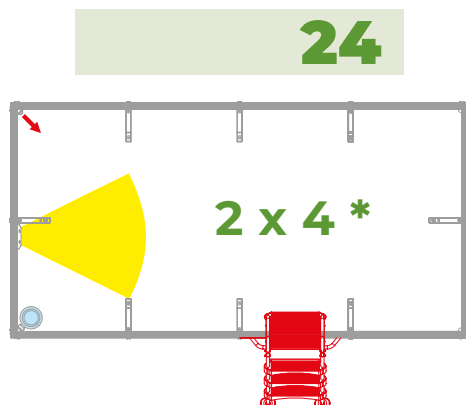
*The basement surface must be smooth without imperfections*

**Tolleranza dislivello del piano perimetrale del getto =  $\pm 5$  mm.**


*Tolerance gradient of the perimeter of slab =  $\pm 5$  mm.*

## POSIZIONE STANDARD ACCESSORI SKIMMER, MANDATA E FARO A LED

STANDARD ACCESSORIES POSITION - SKIMMER, INLET AND LIGHT



\* PER QUESTE DIMENSIONI NON E' POSSIBILE POSIZIONARE LA SCALA AL CENTRO DEL LATO CORTO  
\* this sizes don't allow to place the ladder in the center of the short side



# BSVillage


[.com](http://www.bsvillage.com)

PISCINE - WELLNESS - OUTDOOR


[www.bsvillage.com](http://www.bsvillage.com)

BUSINESS SHOP S.r.l. a Socio Unico  
Via della Repubblica n. 19/1 - 42123 Reggio Emilia (RE)  
P.Iva e C.F. 02458850357 - Cap. soc. 60.000,00 € i.v.

 [www.bsvillage.com](http://www.bsvillage.com)

 0522 15 36 417

 [info@bsvillage.com](mailto:info@bsvillage.com)

 0522 18 40 494